



USR: Equipment Rental Process

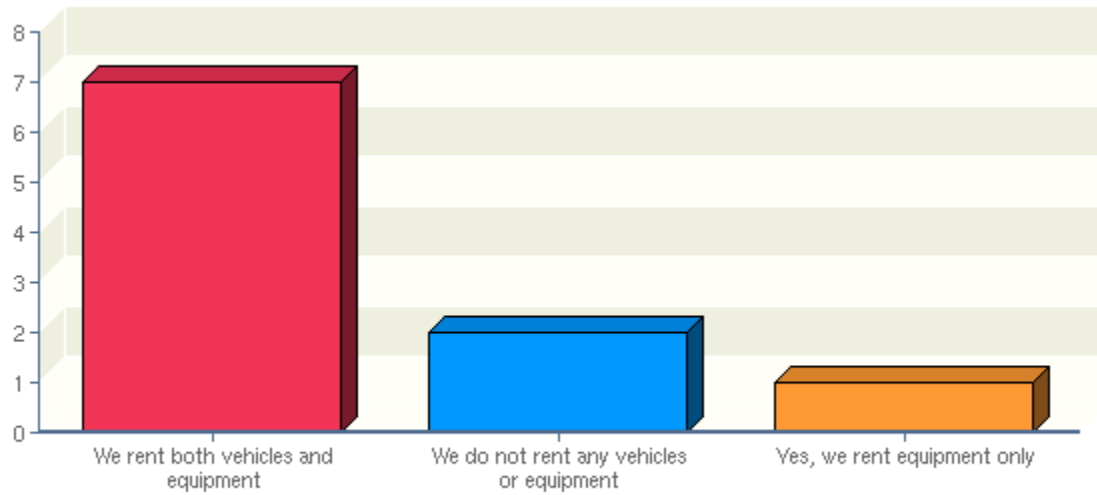
Summary

The USR was produced for a utility FleetAnswers member to provide information about how other utilities manage their equipment rental process. The sought after information included the ownership and responsibility behind the rental process as well as what percentage of the annual budget is spent towards renting equipment and vehicles and lastly - whether the process includes both equipment and vehicles or just one.

The supporting data reveals that the utility equipment rental process is primarily governed by a project manager, but several other job functions were provided as well, including fleet manager or the department renting the unit. Most participants indicated that their organization's rental process includes both equipment and vehicles, while 20% of participants indicated their organization does not rent any vehicles or equipment. For those who do engage in an annual rental process, the cost of rentals accounts for 5.6% of the annual budget on average.

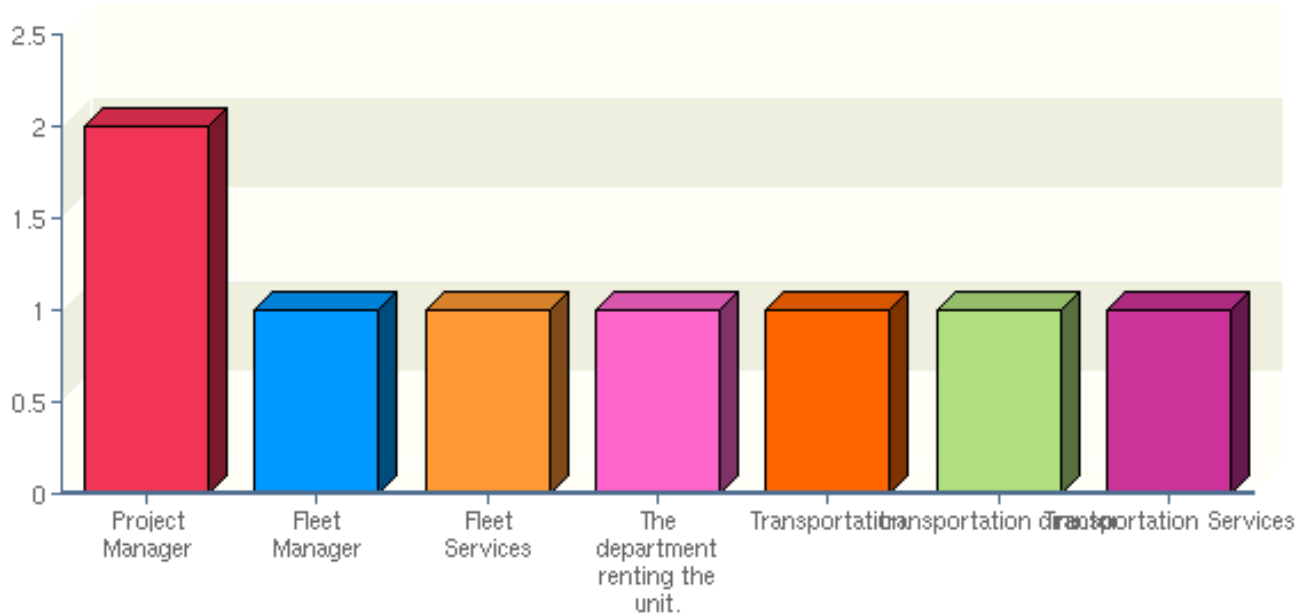
Supporting Data Follows

Does your company rent any vehicles or equipment?



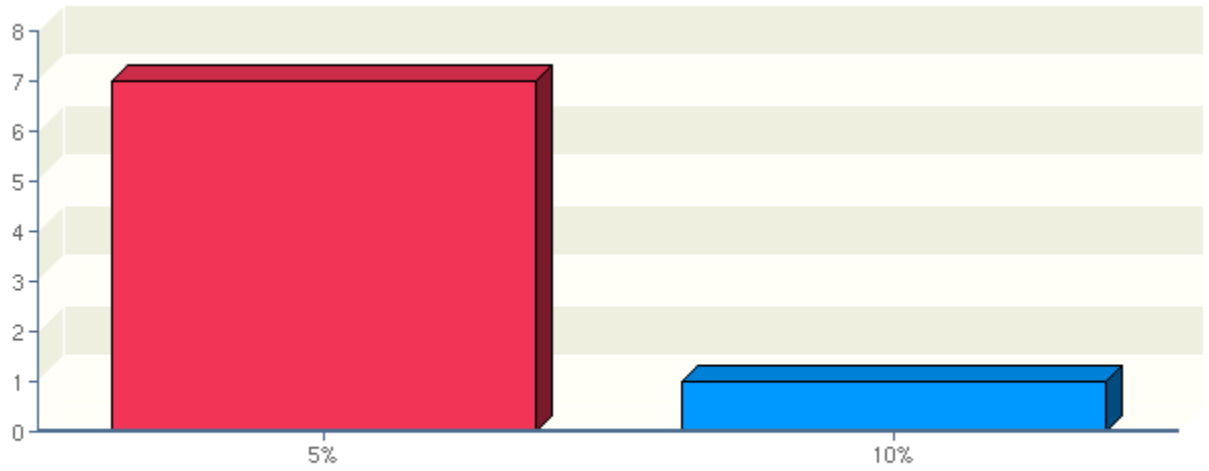
Item	Percent %
We rent both vehicles and equipment	70%
We do not rent any vehicles or equipment	20%
Yes, we rent equipment only	10%

Who owns the equipment process within your organization?



Item	Percent %
Project Manager	25.5%
Fleet Manager	12.5%
Fleet Services	12.5%
The department renting the unit	12.5%
Transportation	12.5%
Transportation Director	12.5%
Transportation Services	12.5%

What % of your total annual budget does your organization spend on rentals per year?



Item	Percent %
5%	87.5%
10%	12.5%

Average: 5.63